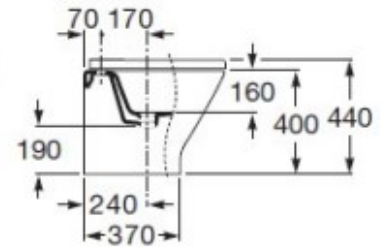
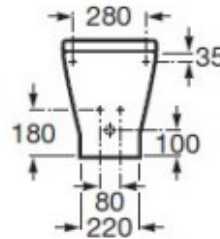
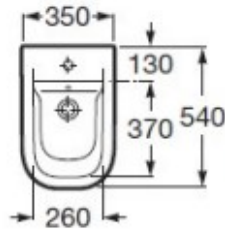


# FICHA TÉCNICA | DATASHEET

Tampo para bidé com fecho com queda amortecida, de formato quadrado.

Bidet cover with soft drop closure square shape



**DIMENSÕES | DIMENSIONS** 350mm (C) x 540mm (L) x 400mm (A) **ACABAMENTO | FINISH** Branco brilho | White glow