

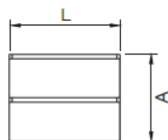
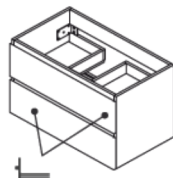
FICHA TÉCNICA | DATASHEET

Móvel suspenso com duas gavetas soft-close. Frentes em mdf hidrófugo e corpo em aglomerado. Gavetas com profundidade de 100mm (menor que a profundidade do móvel). Localização dos esgotos ao centro do móvel.

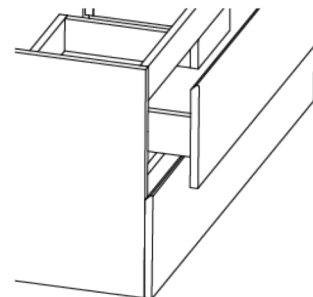
Suspended furniture with two drawers. Fronts in water repellent mdf and agglomerate body. Drawers with depth 100mm (less than the depth of the furniture). Location of the sewers in the center of the furniture.



Móvel
Furniture



Gaveta - Puxador
Drawers - Handle



DIMENSÕES | DIMENSIONS 600mm (L) x 500mm (A) x 460mm (P)

ACABAMENTO | FINISH Branco Brilho | *White Glow*