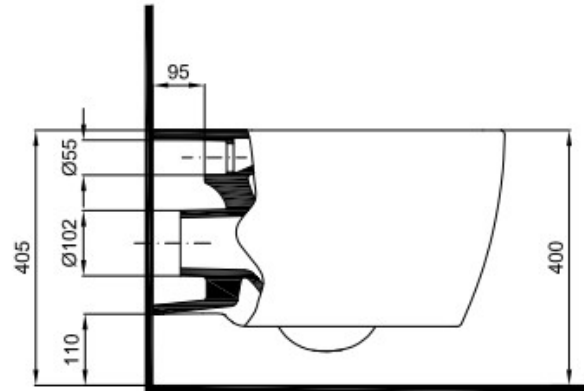


## FICHA TÉCNICA | DATASHEET

Sanita Suspensa. Saída Horizontal (S/H). Vitreous China. Sanita suspensa com saída horizontal e alimentação independente que se apoia e fixa à parede. S/EN 33. EN 997. UNE—EN 33. UNE—EN 997. NF—EN 33. NF—EN 997. NF D 12—203. Peso: 27kg.

*Wall hung toilet. Horizontal outlet (H/O). Vitreous China. Wall hung toilet with horizontal outlet and independente alimentation supporting and fixed to the wall. S/EN 33. EN 997. UNE—EN 33. UNE—EN 997. NF—EN 33. NF—EN 997. NF D 12—203. Weight: 27kg.*



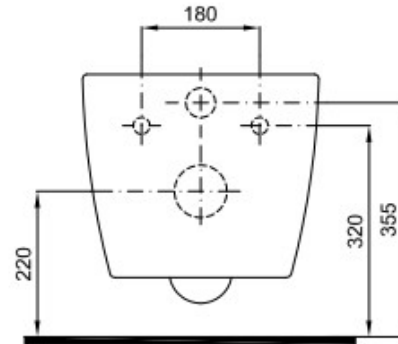
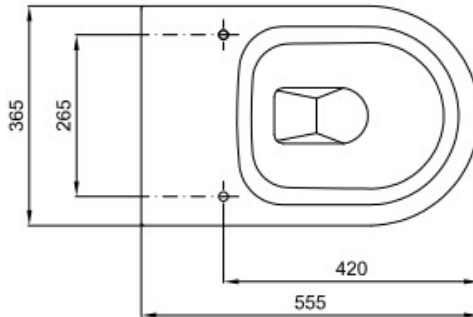
**DIMENSÕES | DIMENSIONS** 365mm (C) x 555mm (L) x 400mm (A)

**ACABAMENTO | FINISH** Branco Brilho | *White Glow*

## FICHA TÉCNICA | DATASHEET

Sanita Suspensa. Saída Horizontal (S/H). Vitreous China. Sanita suspensa com saída horizontal e alimentação independente que se apoia e fixa à parede. S/EN 33. EN 997. UNE—EN 33. UNE—EN 997. NF—EN 33. NF—EN 997. NF D 12—203. Peso: 27kg.

Wall hung toilet. Horizontal outlet (H/O). Vitreous China. Wall hung toilet with horizontal outlet and independente alimentation supporting and fixed to the wall. S/EN 33. EN 997. UNE—EN 33. UNE—EN 997. NF—EN 33. NF—EN 997. NF D 12—203. Weight: 27kg.



## COMPONENTES INCLUÍDOS | INCLUDED COMPONENTS

Kit de Fixação Sanita | Fixing Kit Toilet.