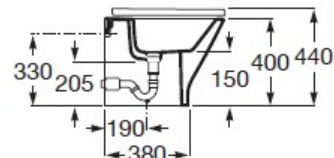
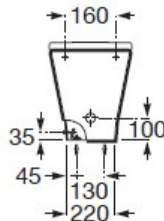
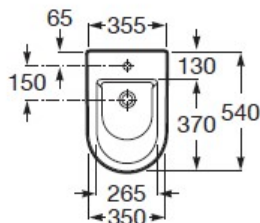


## FICHA TÉCNICA | DATASHEET

Tampa para bidé de fecho com queda amortecida, de formato redondo e com dobradiças em aço inox.

*Bidet lid with cushioned drop, round shape and stainless steel hinges.*



**DIMENSÕES | DIMENSIONS** 355mm (C) x 540mm (L) x 400mm (A)

**ACABAMENTO | FINISH** Branco Brilho | *White Glow*